


RETRAY™

Components




Rolling Bed Cover Assembly




Lock Assembly




**Sealed Ball-bearing Roller /
Tempered Aluminum I-beam**



Spiral Track Storage Canister



Lock Bracket / Lock Stop



**Bed Rail Clamp /
Adjustment Screws**



Automotive Grade Weather-strip



Lock Cover



**Drain Tubes, Measuring Tool,
Screws, Clamps**



Drain Tube



Measuring Tool